































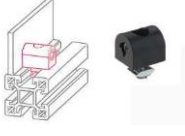


S/N	Diagram	Description	Part Code
101		KLD30 X 30 X 3M	KR605008
102		S40 X 40 X 3M	KR015000
103		SR40 X 3M	KR115000
104		F40 X 40 LIGHT X 3M	KR815000
105		KLD40 X 40 X 3M	KR615008
106		KLE40 X 40 X 3M	KR715008
107		S8 X 40 X 3M	KR055000
108		FRAME PROFILE	KR015562
601		30 X 30 X 6M (NA)	KL3030N6
602		45 X 45 X 6M (Black)	KA4545B6
603		45 X 45 X 6M (MF)	KA4545M6
604		45 X 45 X 6M (NA)	KA4545N6
605		40 X 40 X 6M (NA)	KA4040N6
606		40 X 40 X 6M	KP4040N6
607		45 X 45 X 6M	KP4545N6
608		45 X 45 X 6M (MF)	KP4545M6

S/N	Diagram	Description	Part Code
301		Hidden Bracket 30	KR006500
302		Hidden Bracket S40	KR016500
303		Flange Bracket F30	KR306709
304		Flange Bracket F40-L	KR816702
305		Flange Bracket F60-L	KR226702
306		Flange Bracket F80-L	KR246702
307		Hidden Screw Set 30-1	KR006510
308		Hidden Screw Set 40-1	KR016510
309		Angle Bracket 40 (1-side A)	KR014101
310		Base Angle 30/40 Left Steel Black	KR001300
311		Angle Bracket F-60	KR124101
312		Angle Bracket 80 Two sides	KR044101

S/N	Diagram	Description	Part Code
313		Profile Connector - L Geometry 30	KR006503
314		Profile Connector - L Geometry 40	KR016503
315		Hammerhead Screw M8 x 25 (Pack of 10pcs)	KR016201
316		Screw DIN 912 M3 x 6 For slot stone -B- (Pack of 50pcs)	E00029CEG
317		Slot Stone-N-M5 Geometry 30 (Pack of 10pcs)	KR006201
318		Slot Stone-N-M6 Geometry 30 (Pack of 10pcs)	KR006203
319		Slot Stone-N-M8 Geometry 30 (Pack of 10pcs)	KR006202
320		Slot Stone-N-M5 Geometry 40 (Pack of 10pcs)	KR026207
321		Slot Stone-N-M6 Geometry 40 (Pack of 10pcs)	KR026203
322		Slot Stone-N-M8 Geometry 40 (Pack of 10pcs)	KR026206
323		Slot Stone-R-M5 Geometry 30 (Pack of 10pcs)	KR006222
324		Slot Stone-R-M6 Geometry 30 (Pack of 10pcs)	KR006221
325		Slot Stone-R-M8 Geometry 30 (Pack of 10pcs)	KR006223
326		Slot Stone-R-M6 Geometry 40 (Pack of 10pcs)	KR026221
327		Slot Stone-R-M8 Geometry 40 (Pack of 10pcs)	KR026222

S/N	Diagram	Description	Part Code
328		Slot Stone-F-M4 Geometry 30 (Pack of 10pcs)	KR006716
329		Slot Stone-F-M5 Geometry 30 (Pack of 10pcs)	KR006711
330		Slot Stone-F-M6 Geometry 30 (Pack of 10pcs)	KR006712
331		Slot Stone-K-M8 Geometry 30 (Pack of 10pcs)	KR006213
332		End Cover S/F 30 (Pack of 20pcs)	KR000421
333		End Cover R40 PA Black (Pack of 10 Pcs)	KR110421
334		End Cover F-60 (Pack of 20pcs)	KR121421
335		End Cover S/F-80 (Pack of 10pcs)	KR040421
336		Cover Profile PVC Black 2M	KR000570
337		Insert Profile Length 2M	KR010575
338		Block Joint-L-M5-30 (Pack of 10pcs)	KR008122
339		Block Joint-L-M5-40 (Pack of 10pcs)	KR018122

S/N	Diagram	Description	Part Code
340		Floor Foot M8 (40L)	KR016301
341		Floor Foot M8 (52L)	KR006302
342		Floor Foot M10	KR016302
343		Floor Foot M12	KR016303
344		Hinge 30/30 (Door 30/ Post 30) Left (Plastic)	KR008531
345		Hinge 30/30 (Door 30 / Pillar 30)	KR008510
346		Hinge 40/40 (Door 40 / Pillar 40)	KR008514
347		Hinge 40 left A1 Anodized	KR015520
348		Hinge 40 right A1 Anodized	KR015521
349		Handle size 150 PA Black w/fixation Geometry 30	KR008596
350		Handle size 150 PA Black w/fixation Geometry 40	KR015596
351		Connecting Plate For Foot 30-M6	KR004402
352		Connecting Plate For Foot 30-M8	KR004403
353		Connecting Plate For Foot 40-M10	KR014403
354		Connecting Plate For Foot 40-M12	KR014404
355		Mitre Joint -W-3 for Profile-30	KR006513
		-- last item / page --	