










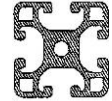




















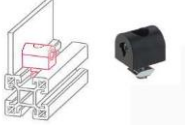



| <i>S/N</i> | <i>Diagram</i>  | <i>Description</i>   | <i>Part Code</i> |
|------------|---|----------------------|------------------|
| 101        |    | KLD30 X 30 X 3M      | KR605008         |
| 102        |    | S40 X 40 X 3M        | KR015000         |
| 103        |    | SR40 X 3M            | KR115000         |
| 104        |    | F40 X 40 LIGHT X 3M  | KR815000         |
| 105        |    | KLD40 X 40 X 3M      | KR615008         |
| 106        |   | KLE40 X 40 X 3M      | KR715008         |
| 107        |  | S8 X 40 X 3M         | KR055000         |
| 108        |  | FRAME PROFILE        | KR015562         |
| 601        |  | 30 X 30 X 6M (NA)    | KL3030N6         |
| 602        |  | 45 X 45 X 6M (Black) | KA4545B6         |
| 603        |   | 45 X 45 X 6M (MF)    | KA4545M6         |
| 604        |   | 45 X 45 X 6M (NA)    | KA4545N6         |
| 605        |  | 40 X 40 X 6M (NA)    | KA4040N6         |
| 606        |  | 40 X 40 X 6M         | KP4040N6         |
| 607        |  | 45 X 45 X 6M         | KP4545N6         |
| 608        |   | 45 X 45 X 6M (MF)    | KP4545M6         |

| S/N | Diagram   | Description                          | Part Code |
|-----|---|--------------------------------------|-----------|
| 301 |    | Hidden Bracket 30                    | KR006500  |
| 302 |    | Hidden Bracket S40                   | KR016500  |
| 303 |    | Flange Bracket F30                   | KR306709  |
| 304 |    | Flange Bracket F40-L                 | KR816702  |
| 305 |   | Flange Bracket F60-L                 | KR226702  |
| 306 |  | Flange Bracket F80-L                 | KR246702  |
| 307 |  | Hidden Screw Set 30-1                | KR006510  |
| 308 |   | Hidden Screw Set 40-1                | KR016510  |
| 309 |  | Angle Bracket 40<br>(1-side A)       | KR014101  |
| 310 |  | Base Angle 30/40<br>Left Steel Black | KR001300  |
| 311 |  | Angle Bracket F-60                   | KR124101  |
| 312 |  | Angle Bracket 80<br>Two sides        | KR044101  |
|     |   |                                      |           |

| S/N | Diagram   | Description   | Part Code |
|-----|---|---|-----------|
| 313 |    | Profile Connector - L<br>Geometry 30                          | KR006503  |
| 314 |   | Profile Connector - L<br>Geometry 40                          | KR016503  |
| 315 |    | Hammerhead Screw M8 x 25<br>(Pack of 10pcs)                   | KR016201  |
| 316 |    | Screw DIN 912 M3 x 6<br>For slot stone -B-<br>(Pack of 50pcs) | E00029CEG |
| 317 |   | Slot Stone-N-M5 Geometry 30<br>(Pack of 10pcs)                | KR006201  |
| 318 |   | Slot Stone-N-M6 Geometry 30<br>(Pack of 10pcs)                | KR006203  |
| 319 |   | Slot Stone-N-M8 Geometry 30<br>(Pack of 10pcs)                | KR006202  |
| 320 |   | Slot Stone-N-M5 Geometry 40<br>(Pack of 10pcs)                | KR026207  |
| 321 |   | Slot Stone-N-M6 Geometry 40<br>(Pack of 10pcs)                | KR026203  |
| 322 |   | Slot Stone-N-M8 Geometry 40<br>(Pack of 10pcs)                | KR026206  |
| 323 |   | Slot Stone-R-M5 Geometry 30<br>(Pack of 10pcs)                | KR006222  |
| 324 |  | Slot Stone-R-M6 Geometry 30<br>(Pack of 10pcs)                | KR006221  |
| 325 |   | Slot Stone-R-M8 Geometry 30<br>(Pack of 10pcs)                | KR006223  |
| 326 |   | Slot Stone-R-M6 Geometry 40<br>(Pack of 10pcs)                | KR026221  |
| 327 |   | Slot Stone-R-M8 Geometry 40<br>(Pack of 10pcs)                | KR026222  |
|     |   |   |           |
|     |   |   |           |
|     |   |   |           |

| S/N | Diagram   | Description                                    | Part Code |
|-----|---|--|-----------|
| 328 |    | Slot Stone-F-M4 Geometry 30<br>(Pack of 10pcs) | KR006716  |
| 329 |   | Slot Stone-F-M5 Geometry 30<br>(Pack of 10pcs) | KR006711  |
| 330 |   | Slot Stone-F-M6 Geometry 30<br>(Pack of 10pcs) | KR006712  |
| 331 |    | Slot Stone-K-M8 Geometry 30<br>(Pack of 10pcs) | KR006213  |
| 332 |    | End Cover S/F 30<br>(Pack of 20pcs)            | KR000421  |
| 333 |  | End Cover R40 PA Black<br>(Pack of 10 Pcs)     | KR110421  |
| 334 |  | End Cover F-60<br>(Pack of 20pcs)              | KR121421  |
| 335 |  | End Cover S/F-80<br>(Pack of 10pcs)            | KR040421  |
| 336 |  | Cover Profile PVC Black 2M                     | KR000570  |
| 337 |  | Insert Profile Length 2M                       | KR010575  |
| 338 |  | Block Joint-L-M5-30<br>(Pack of 10pcs)         | KR008122  |
| 339 |   | Block Joint-L-M5-40<br>(Pack of 10pcs)         | KR018122  |
|     |   |  |           |
|     |   |  |           |
|     |   |  |           |

| S/N | Diagram   | Description   | Part Code |
|-----|---|---|-----------|
| 340 |    | Floor Foot M8 (40L)                                 | KR016301  |
| 341 |    | Floor Foot M8 (52L)                                 | KR006302  |
| 342 |    | Floor Foot M10                                      | KR016302  |
| 343 |    | Floor Foot M12                                      | KR016303  |
| 344 |    | Hinge 30/30<br>(Door 30/ Post 30)<br>Left (Plastic) | KR008531  |
| 345 |    | Hinge 30/30<br>(Door 30 / Pillar 30)                | KR008510  |
| 346 |  | Hinge 40/40<br>(Door 40 / Pillar 40)                | KR008514  |
| 347 |  | Hinge 40 left A1 Anodized                           | KR015520  |
| 348 |   | Hinge 40 right A1 Anodized                          | KR015521  |
| 349 |  | Handle size 150 PA Black w/fixation<br>Geometry 30  | KR008596  |
| 350 |   | Handle size 150 PA Black w/fixation<br>Geometry 40  | KR015596  |
| 351 |  | Connecting Plate For<br>Foot 30-M6                  | KR004402  |
| 352 |   | Connecting Plate For<br>Foot 30-M8                  | KR004403  |
| 353 |  | Connecting Plate For<br>Foot 40-M10                 | KR014403  |
| 354 |   | Connecting Plate For<br>Foot 40-M12                 | KR014404  |
| 355 |  | Mitre Joint -W-3 for Profile-30                     | KR006513  |
|     |   | <i>-- last item / page --</i>                       |           |